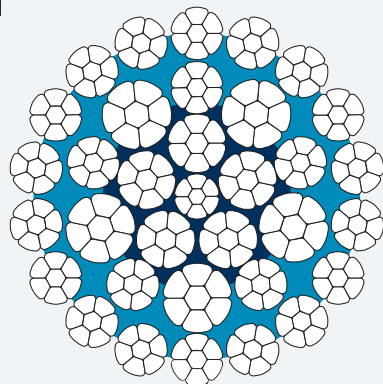
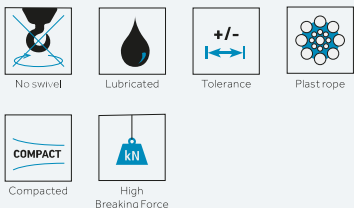


# CASAR **VERSAPLAST M**




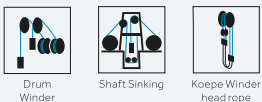
- Rotation resistant
- Fully lubricated
- Plastic layer between steel core and outer strands
- Extremely high breaking force
- Good resistance to drum crushing
- Available in ordinary (regular) lays or lang's lay
- Available with plastic layer or without

## PROPERTIES



## APPLICATIONS

Advanced hoist rope for drum, koepe friction winder and particularly shaft sinking applications, where rotation-resistant ropes are required. Rope design and manufacturing parameters are adjusted according to the application, i.e. Versaplast MD and Versaplast MF. The Versaplast M with compacted strands is a flexible rope that offers a high fatigue resistance as well as a good resistance to drum crushing.



Nominal Diameter		metallic area		Weight		Aggregate Breaking Force				Minimum Breaking Force			
						1770 N/mm <sup>2</sup>		1960 N/mm <sup>2</sup>		1770 N/mm <sup>2</sup>		1960 N/mm <sup>2</sup>	
mm	inch	mm <sup>2</sup>	Sqin	kg/m	lb/ft	kN	lbs	kN	lbs	kN	lbs	kN	lbs
20		224.1	0.3474	1.95	1.31	396.7	89.172	440.2	98.964	333.2	74.905	374.2	84.120
21		246.6	0.3822	2.15	1.44	436.5	98.125	485.1	109.055	366.6	82.425	412.2	92.659
22		270.5	0.4193	2.35	1.58	478.8	107.635	531.7	119.542	402.2	90.414	452.0	101.610
	7/8	274.1	0.4249	2.39	1.60	485.2	109.068	537.2	120.775	407.5	91.617	458.0	102.962
23		296.2	0.4591	2.58	1.73	524.3	117.861	582.1	130.866	440.4	99.004	494.8	111.236
24		323.0	0.5007	2.82	1.89	571.7	128.525	635.6	142.895	480.2	107.961	540.3	121.461
25		351.0	0.5441	3.06	2.06	621.3	139.667	690.7	155.276	521.9	117.320	587.1	131.985
	1	356.4	0.5524	3.11	2.09	630.8	141.816	698.5	157.039	529.9	119.125	595.4	133.851
26		377.0	0.5844	3.28	2.21	667.3	150.013	745.0	167.482	560.5	126.011	634.2	142.584
27		409.0	0.6340	3.58	2.40	723.9	162.746	804.2	180.789	608.1	136.707	683.6	153.670
28		439.6	0.6814	3.83	2.57	778.1	174.922	863.6	194.140	653.6	146.934	734.0	165.019
	1 1/8	458.4	0.7105	4.01	2.69	811.4	182.403	898.5	201.983	681.5	153.218	768.3	172.721
29		470.1	0.7287	4.11	2.76	832.1	187.058	923.6	207.623	698.9	157.129	790.0	177.599
30		505.6	0.7837	4.41	2.97	894.9	201.184	995.7	223.838	751.7	168.995	846.3	190.262
	1 1/4	560.1	0.8682	4.89	3.28	991.4	222.870	1,097.8	246.794	832.8	187.211	930.0	209.072
32		571.6	0.8860	5.00	3.36	1,011.7	227.446	1,129.0	253.800	849.9	191.055	959.6	215.730
34		644.1	0.9984	5.64	3.79	1,140.1	256.295	1,268.3	285.129	957.6	215.288	1,079.0	242.569
	1 3/8	685.7	1.0628	5.99	4.02	1,213.7	272.848	1,344.0	302.137	1,015.1	228.194	1,146.0	257.631
36		731.2	1.1334	6.36	4.27	1,294.2	290.953	1,437.1	323.067	1,087.1	244.401	1,221.0	274.492
38	1 1/2	803.7	1.2457	7.03	4.73	1,422.5	319.802	1,589.0	357.215	1,194.9	268.633	1,352.0	303.942
40		889.6	1.3789	7.77	5.22	1,574.6	353.982	1,756.2	394.800	1,322.7	297.345	1,495.0	336.094
	1 5/8	958.8	1.4861	8.38	5.63	1,697.1	381.518	1,879.2	422.472	1,418.4	318.874	1,602.0	360.144
42		981.7	1.5216	8.57	5.76	1,737.6	390.630	1,935.5	435.118	1,459.6	328.129	1,645.0	369.811
44		1,087.5	1.6856	9.47	6.36	1,924.9	432.729	2,131.5	479.180	1,623.0	364.857	1,818.0	408.703
	1 3/4	1,102.1	1.7082	9.61	6.46	1,950.6	438.523	2,160.0	485.596	1,638.5	368.359	1,838.0	413.199
46		1,198.2	1.8572	10.43	7.01	2,120.8	476.778	2,347.9	527.825	1,781.5	400.493	1,995.0	448.494
	1 7/8	1,257.3	1.9488	10.96	7.37	2,225.4	500.294	2,464.3	553.998	1,869.4	420.247	2,095.0	470.975
48		1,311.1	2.0322	11.43	7.68	2,320.6	521.702	2,569.8	577.704	1,949.3	438.230	2,184.0	490.983
50		1,399.6	2.1694	12.15	8.17	2,477.3	556.917	2,743.2	616.699	2,080.9	467.811	2,331.0	524.030
	2	1,438.7	2.2300	12.54	8.43	2,546.5	572.476	2,819.9	633.928	2,139.1	480.880	2,400.0	539.541
52		1,529.7	2.3710	13.30	8.94	2,707.6	608.686	2,998.2	674.025	2,274.4	511.296	2,548.0	572.813
54	2 1/8	1,662.3	2.5766	14.48	9.73	2,942.3	661.449	3,258.1	732.452	2,437.4	547.956	2,731.0	613.953
56		1,771.0	2.7451	15.48	10.40	3,134.7	704.702	3,471.2	780.348	2,621.2	589.274	2,854.0	641.605
	2 1/4	1,854.8	2.8749	16.23	10.91	3,283.0	738.047	3,635.4	817.272	2,730.1	613.747	2,981.0	670.155
58		1,906.0	2.9543	16.65	11.19	3,373.6	758.420	3,735.8	839.832	2,811.8	632.121	3,063.0	688.590
60		2,055.0	3.1853	17.96	12.07	3,637.4	817.709	4,027.8	905.485	3,009.1	676.480	3,293.0	740.296
	2 3/8	2,053.0	3.1822	17.95	12.06	3,633.8	816.913	4,023.9	904.604	3,041.8	683.826	3,335.0	749.738
62		2,163.9	3.3540	18.93	12.72	3,830.1	861.041	4,241.2	953.469	3,213.1	722.330	3,477.0	781.661
	2 1/2	2,272.4	3.5222	19.86	13.34	4,022.1	904.215	4,453.9	1,001.277	3,370.4	757.700	3,652.0	821.002
64		2,334.0	3.6177	20.40	13.71	4,131.2	928.726	4,574.6	1,028.420	3,423.8	769.710	3,750.0	843.033

Product specifications are subject to change without notice or obligation. The shown drawings or cross sections are only for illustrative purposes; the images can vary depending on requested diameter and current status of technical development. This table is for reference only. Additional sizes available upon request.